



LED Lamps - HID



Selectable ED17

Current's LumenChoice® + SpectraChoice™ selectable ED17 offers unmatched flexibility in a single lamp, and features built-in switches to change wattage and color temperature, no tools required.



PERFORMANCE HIGHLIGHTS:

Selectable ED17 HID Replacement Lamp

Light Output: 3,400 / 5,500 / 7,000 Lumens

CRI: 70

Selectable CCT: 3000K / 4000K / 5000K

Input Voltage: 120-277V; 120-347V

Efficiency: Up to 161 LPW

Selectable Wattage: 21W / 35W / 45W

Life: 50,000 hours L70

Temperature Rating: -40°C to 50°C

Location Rating: Damp; Open or Enclosed

LIMITED WARRANTY

5 years

FEATURES:

- Three wattage levels and three color temperature levels that can be adjusted with built-in switches, no tool required
- E26-to-EX39 socket adapter included to maximize flexibility
- Operates from 120-277VAC input voltage (ballast bypass)
- Matches ANSI length & diameter for equivalent HID lamp shape
- Lasts up to 4x longer than HID
- These lamps are energy efficient, contain no lead or mercury and are compliant with material restriction requirements of RoHS

BENEFITS:

- Optimize light levels and power consumption instantly for each application, maximizing energy savings immediately
- Use one lamp for many applications, simplifying project management by streamlining BOMs
- One lamp can replace many, greatly reducing inventory
- Compact size & omnidirectional light output allow single lamp to be used in wide variety of fixtures
- Eliminates the need for ballasts

LEARN MORE:

To learn more about saving money and energy, go to www.LED.com.



Selectable **LED Lamps**

Do more with less.


- *Reduce Inventory*
- *Simplify Projects*
- *Optimize Solutions*



Selectable ED17

CUSTOMER NAME _____
 PROJECT NAME _____
 DATE _____ NOTES _____

Selectable LumenChoice® + SpectraChoice™ ED17 HID Replacement - Type B

Bulb Shape	Base Type	Selectable Watts*	Order Code	Description	Volts	Carton Qty ²	MOL (in)	MOD (in)	Selectable Lumens (Initial) ⁷	Selectable Color Temp.* (Initial)	CRI	Wattage Replacement ⁸	Rated Life L70 (Hrs) ¹	DLC ³	Location Rating ^{5,6}
LED Replacement Lamp for HID - Ballast Bypass (Type B)															
	E26/ EX39	21	93303384	LED/LC/ED17/7SC	120-277	3	5.4	2.6	3,400	3000K	>70	50W HPS / 70W MH	50,000	-	Damp
		35*							5,500*	4000K*		70W HPS / 100W MH			
	E26/ EX39	45	93314526	LED/LC/ED17/7SC/120-347	120-347	3	5.4	2.6	3,400	3000K	>70	50W HPS / 70W MH	50,000	-	Damp
		35*							5,500*	4000K*		70W HPS / 100W MH			
		45							7,000	5000K		100W HPS / 175W MH			

¹ The life rating is based on the hours of operation the lamp will provide before reaching 70% of its original lumen output (L70)

² Minimum order quantity = 1

³ E26 based products are not eligible for DLC. Not all product variations on this page are DLC qualified. Visit qpl.designlights.org/solid-state-lighting to confirm qualification.

⁵ UL 1993 Environmental Requirements for LED LAMPS


⁶ Damp Location - Exterior or interior location that is normally or periodically subject to condensation of moisture in, on, or adjacent to electrical equipment, including partially protected locations

⁷ Not suitable for air-tight explosive or hazardous fixtures.


⁸ Lumen levels correspond with wattage levels. Color temperature levels are independent of wattage & lumens.

⁹ Wattage Replacement levels correspond with wattage levels. Wattage Replacements based on NEMA Standards Publication LL 10-2020 *Replacing HID Lamps with LED Lamps: Light Output Equivalency Claims*.

* Default wattage setting is 35W. Default color temperature setting is 4000K. Lumen levels correspond with wattage levels. Color temperature levels are independent of wattage & lumens.



Select color temperature using built-in switch.



Select wattage (lumens) using built-in switch.



Go to www.LED.com to learn more about Current's family of Selectable LED Lamps.



Selectable LED Lamps