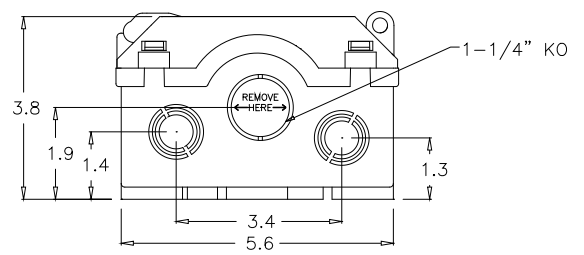
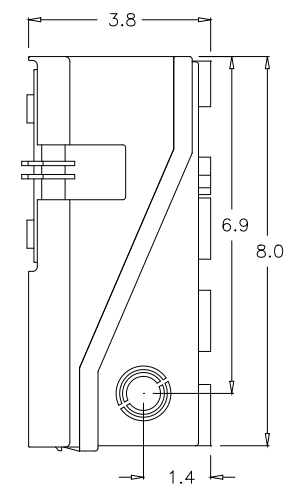
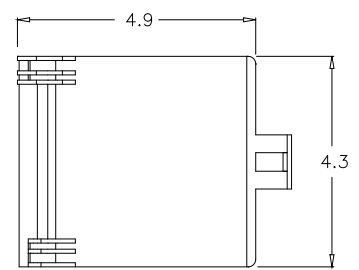
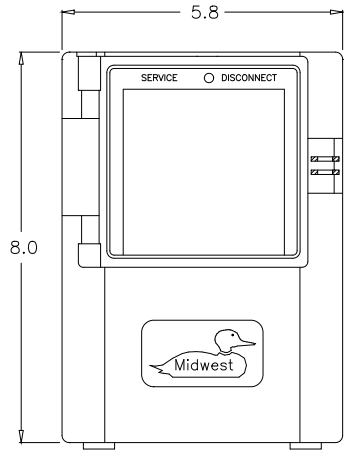
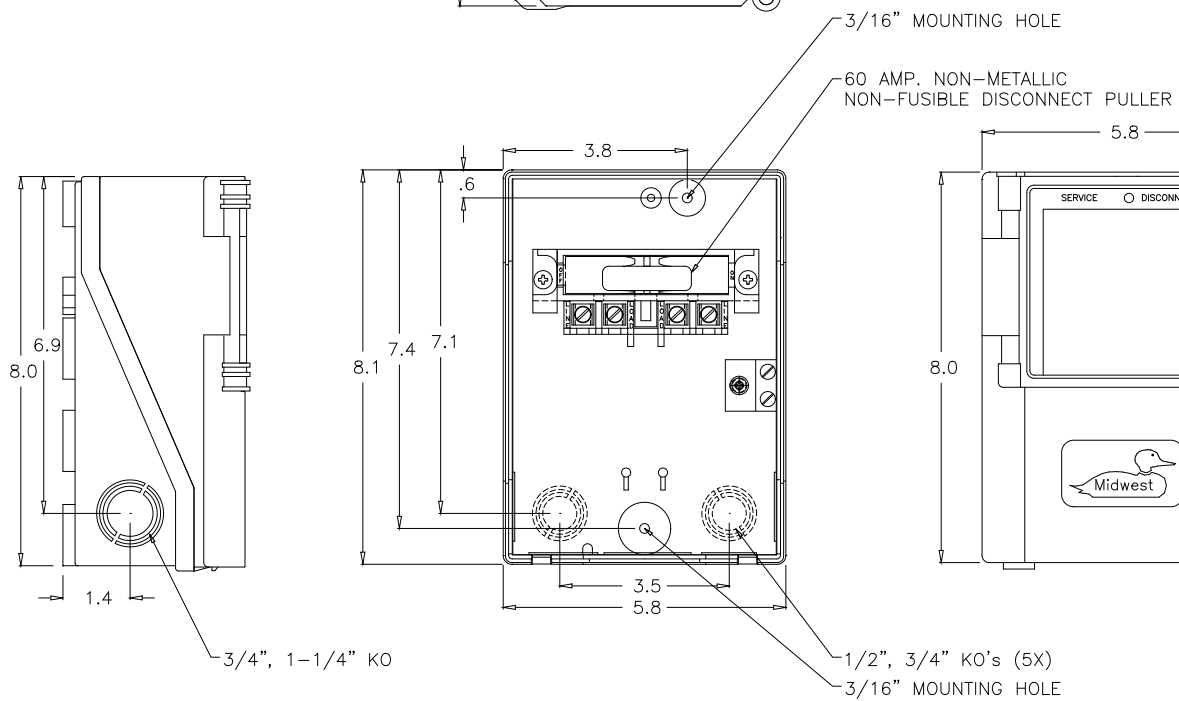


WIRE RANGE TABLE D:

CONNECTOR	COPPER		ALUMINUM	
	SOLID	STRAND	SOLID	STRAND
LINE	14-8	14-2	12-8	12-2
LOAD	14-8	14-2	12-8	12-2
NEUTRAL	-----	-----	-----	-----
EQUIP. GRND.	12-8	12-2	12-8	12-2



SH1

MIDWEST ELECTRIC PRODUCTS, INC.  
Mankato, MN

Dr. By: JDE  
Ck. By:  
CR: R0746662

\* = Critical To Quality  
Unless Otherwise Specified  
Tolerances On:  
3 Pl. Decimals ± .010  
2 Pl. Decimals ± .030  
Fractions ± 1/32  
Angles ± 1/2'  
Holes ± .003  
Dimensions Are In Inches

AutoCad Generated  
SCALE 1 : 1  
SIZE A  
SHEET 1 OF 1

TITLE: P065P  
OUTLINE DRAWING  
DWG NO: 265A6289