


CANOPY



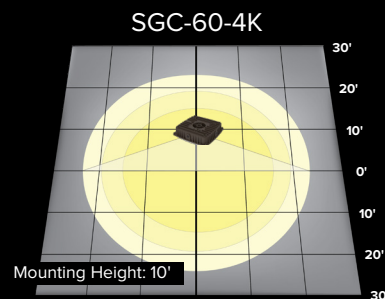
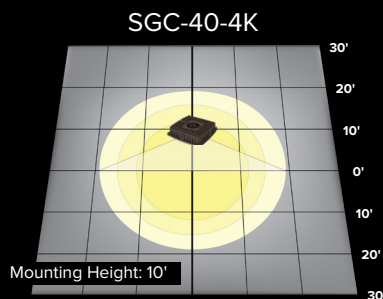
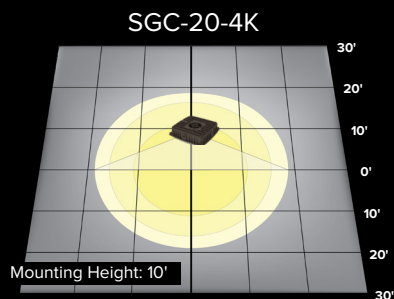
- Low profile, rugged die-cast aluminum housing with corrosion resistant powder coat finish
- 3/4" conduit entry on top for pendant mounting
- Capable of mounting on a 3 - 3 1/2" junction box
- UV-stabilized acrylic prismatic refractor with self-retaining screws



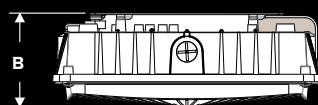
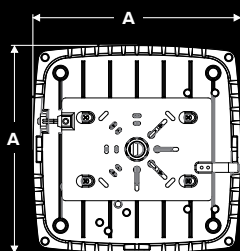
STOCK SKUs	Wattage	Voltage	CCT/CRI	Lumens	LPW	Equivalency	Color
• SGC-20-4K	22W	120-277V	4000K/70	2815	128	100W	Bronze
• SGC-40-4K	39W	120-277V	4000K/70	4997	128	150W	Bronze
• SGC-40-4K-WH	39W	120-277V	4000K/70	4997	128	150W	White
• SGC-60-4K	55W	120-277V	4000K/70	7110	128	250W	Bronze

PERFORMANCE

■ 2.0 fc ■ 1.0 fc ■ 0.5 fc



DIMENSIONS



A	B	Weight
10.2"	3.6"	4.9 lbs.
260 mm	91 mm	2.2 kg

ADDITIONAL COLOR OPTIONS



WHITE HOUSING