

Galvanized Rigid Conduit (GRC) and Kwik-Couple® GRC




A PART OF **atkore**
TECHNICAL

Galvanized Rigid Conduit (GRC)

- Hot-dip galvanized for excellent corrosion resistance
- High strength ductile steel for long life and easy bending
- Smooth, continuous raceways for fast wire pulling
- Kwik-Release End Cap to protect threads
- True Color™ GRC special orders available
- Listed to Safety Standard UL 6
- Manufactured in accordance with ANSI C80.1
- Available in sizes 1/2 (16) - 6 (155)

Quality, Long Lasting Heavy Duty Steel Conduit



Kwik-Couple Galvanized Rigid Conduit (GRC)

- Similar Benefits to standard GRC Conduit*
- Factory installed Kwik-Couple™ couplings are available on GRC conduit

Just line up the ends, spin the coupling forward onto the next piece and wrench tighten. It's that easy!

- No separate couplings to purchase, inventory or install
- Kwik-Release End Cap to protect threads
- True Color™ Kwik-Couple® GRC special orders available
- Manufactured in accordance with ANSI C80.1
- Available in sizes 2 1/2 (63) - 5 (129)

*Kwik-Couple GRC does not contain a listing for wet locations and is not approved for Class I Division I locations.

Chart on the following page

For Faster Installations Use the Kwik-Couple GRC Connection



* U.S. Patent Numbers 7,404,582 and 7,726,001.

Kwik-Couple Rigid Elbows

- Also available with pre-installed Kwik-Couple Couplings
- Made to order, contact us for lead times

Galvanized Rigid Conduit (GRC)

Listed to UL 6, manufactured in accordance with ANSI C80.1



Trade Size	Metric Designator	Outside Diameter ¹		Nominal Wall Thickness ²		Approximate Weight Per 100 Ft. (30.5M)		Quantity in Master Bundle*	
		in	mm	in	mm	lb	kg	ft	m
1/2	16	0.840	21.34	0.104	2.64	82	37.2	2500	762.5
3/4	21	1.050	26.67	0.107	2.72	109	49.4	2000	610.0
1	27	1.315	33.40	0.126	3.20	161	73.0	1250	381.3
1 1/4	35	1.660	42.16	0.133	3.38	218	98.9	900	274.5
1 1/2	41	1.900	48.26	0.138	3.51	263	119.3	800	244.0
2	53	2.375	60.33	0.146	3.71	350	158.8	600	183.0
2 1/2	63	2.875	73.03	0.193	4.90	559	253.6	370	112.9
3	78	3.500	88.90	0.205	5.21	727	329.8	300	91.5
3 1/2	91	4.000	101.60	0.215	5.46	880	399.2	250	76.3
4	103	4.500	114.30	0.225	5.72	1030	467.2	200	61.0
5	129	5.563	141.30	0.245	6.22	1520	689.5	150	45.8
6	155	6.625	168.28	0.266	6.76	1785	809.7	100	30.5

Project Information

Company Name: _____
 Address: _____
 City: _____
 State & Zip: _____
 Phone: _____
 Project Name: _____
 City: _____
 State: _____

¹ Tolerances: Trade Size 1/2 to 1-1/2: ±0.015" (0.38mm); Trade Size 2-6: ±1% Length equals 10 ft. (3.05m) with a tolerance of +/- .25 in. (6.35mm)

² For information only. Not a requirement of the UL standard.

* NEMA RN-3 Standard

NOTE: Special orders are non-cancelable, non-returnable and non-refundable

Galvanized Rigid Conduit (GRC) and Kwik-Couple® GRC



A PART OF **atkore**
INTERNATIONAL

FEATURES & SPECIFICATIONS

Full Electrical System Protection

Manufactured from mild steel, Allied's Rigid Conduit is highly resistant to damage from impact yet ductile to facilitate bending.

The 3/4" taper NPT threads (ANSI B1.20.1) are full cut and hot galvanized after cutting. Color-coded end cap thread protectors keep the threads clean, sharp and also provide instant trade size recognition. Even sizes are color-coded blue, 1/2 sizes black, and 1/4 sizes red.

Coatings

Hot-dip galvanized inside and out to provide galvanic corrosion protection. Also topcoated with a compatible organic layer to protect against white rust. The inside surface is evenly coated for wire-pulling ease, even through multiple 90° bends.

EMI Shielding

Allied Rigid Steel Conduit is very effective in reducing the effects of electromagnetic field levels for encased power distribution circuits, shielding computers and other sensitive electronic equipment from the effects of electromagnetic interference.

Visit www.alliedeg.com to obtain the **GEMI** (Grounding and Electro-Magnetic Interference) software analysis program.

Codes & Standards Compliance

Standard Galvanized Rigid Steel Conduit produced by Allied is precision manufactured for dependable, long-lasting value and ultimate protection for electrical conductors. Covered by article 344 of the National Electrical Code® (NEC), rigid steel conduit is highly resistant to damage from impact. It

Kwik-Couple (GRC)

UL Safety Standard 6

Manufactured in accordance with ANSI C80.1

KWIK-COUPLE AVAILABLE
Trade Size 2-1/2 to 5



Trade Size	Metric Designator	Outside Diameter ¹		Nominal Wall Thickness ²		Approximate Weight Per 100 Ft. (30.5M)		Bundle Quantity	
		in	mm	in	mm	lb	kg	ft	m
2 1/2	63	2.875	73.03	0.193	4.90	559	253.6	400	121.9
3	78	3.500	88.90	0.205	5.21	727	329.8	300	91.4
3 1/2	91	4.000	101.60	0.215	5.46	880	399.2	250	76.2
4	103	4.500	114.30	0.225	5.72	1030	467.2	200	61.0
5	129	5.563	141.30	0.245	6.22	1400	635.0	150	45.7

¹ Tolerances: Trade Size 2-1/2 to 5: ± 1%

² For information only. Not a requirement of the UL standard.

NOTE: Special orders are non-cancelable, non-returnable and non-refundable

Galvanized Rigid Conduit (GRC) Couplings & Elbows

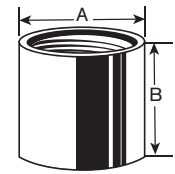


A PART OF **atkore**
INTERNATIONAL

Galvanized Rigid Conduit (GRC) Couplings

Manufactured to Underwriters Laboratory Safety Standards UL 6
Manufactured in accordance with ANSI C80.1

Trade Size	Metric Designator	Nominal O.D. (A) ²		Length (B) ¹		Threads Per Inch ¹	Approximate Weight Per 100 Pieces		Standard Package
		in	mm	in	mm		lb	kg	
1/2	16	1.01	25.7	1 5/8	41.3	14	12	5.4	100
3/4	21	1.25	31.8	1 41/64	41.7	14	18	8.2	50
1	27	1.53	38.7	1 31/32	50.0	11 1/2	30	13.6	30
1 1/4	35	1.87	47.5	2 1/32	51.6	11 1/2	37	16.8	25
1 1/2	41	2.16	54.7	2 1/16	52.4	11 1/2	52	23.6	25
2	53	2.65	67.3	2 1/8	54.0	11 1/2	72	32.7	20
2 1/2	63	3.25	82.6	3 3/16	81.0	8	170	77.1	1
3	78	3.87	98.3	3 5/16	84.1	8	210	95.3	1
3 1/2	91	4.50	114.3	3 13/32	86.5	8	340	154.2	1
4	103	4.88	123.8	3 33/64	89.3	8	300	136.1	1
5	129	6.00	152.4	3 61/64	100.4	8	475	215.5	1
6	155	7.20	182.9	4 1/4	108.0	8	765	347.0	1



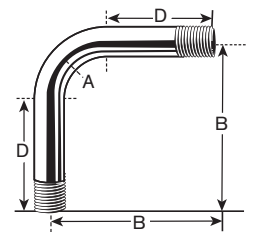
¹Minimum requirement as per UL Standard

Galvanized Rigid Conduit (GRC) 90 Degree Elbows

Listed to UL Safety Standard 6
Manufactured in accordance with ANSI C80.1



Trade Size	Metric Designator	Radius (A) ¹		Offset (B) ²		Straight (D) ¹		Approximate Weight Per 100 Pieces		Standard Package
		in	mm	in	mm	in	mm	lb	kg	
1/2	16	4	102	5 7/8	149	1 1/2	38	68	30.8	50
3/4	21	4 1/2	114	7	178	1 1/2	38	109	49.4	50
1	27	5 3/4	146	8 3/4	222	1 7/8	48	201	91.2	25
1 1/4	35	7 1/4	184	10 3/4	273	2	51	336	152.4	20
1 1/2	41	8 1/4	210	12 1/4	311	2	51	460	208.7	15
2	53	9 1/2	241	14 1/2	368	2	51	729	330.7	10
2 1/2	63	10 1/2	267	17	432	3	76	1374	623.2	1
3	78	13	330	19 5/8	498	3 1/8	79	2045	927.6	1
3 1/2	91	15	381	22 3/4	578	3 1/4	83	2860	1297.3	1
4	103	16	406	23 7/8	606	3 3/8	86	3519	1596.2	1
5	129	24	610	34 7/8	886	3 5/8	92	6942	3148.9	1
6	155	30	762	45 1/2	1156	3 3/4	95	11960	5425.1	1



¹Minimum requirement as per UL Standard

²For information only, not a requirement as per UL Standard

Sizes 2 1/2 (63) and larger shipped in palletized cartons or bulk.

Also available in the following Degrees (60°, 45°, 30°, 22-1/2°, 15° & 11-1/4°)

KWIK-COUPLE ELBOWS AVAILABLE
by special order in Trade Size 2-1/2 to 5

NOTE: Special orders are non-cancelable, non-returnable and non-refundable

Galvanized Rigid Conduit (GRC) Elbows

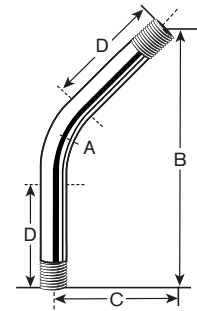
Galvanized Rigid Conduit (GRC) 45 Degree Elbows

Listed to UL Safety Standard 6

Manufactured in accordance with ANSI C80.1



Trade Size	Metric Designator	Radius (A) ¹		Offset (B) ²		Offset (C) ²		Straight (D) ¹		Approximate Weight Per 100 Pieces		Standard Package
		in	mm	in	mm	in	mm	in	mm	lb	kg	
1/2	16	4	102	7	178	2 7/8	73	1 1/2	38	55	24.9	50
3/4	21	4 1/2	114	7 7/8	200	3 1/4	83	1 1/2	38	82	37.2	50
1	27	5 3/4	146	9 5/8	244	4	102	1 7/8	48	148	67.1	25
1 1/4	35	7 1/4	184	11 1/8	283	4 5/8	117	2	51	232	105.2	20
1 1/2	41	8 1/4	210	13 1/8	333	5 3/8	137	2	51	329	149.2	15
2	53	9 1/2	241	15 3/4	400	6 1/2	165	2	51	525	238.1	10
2 1/2	63	10 1/2	267	17 1/2	445	7 1/4	184	3	76	932	422.8	1
3	78	13	330	21 7/8	556	9	229	3 1/8	79	1515	687.2	1
3 1/2	91	15	381	26 1/8	664	10 7/8	276	3 1/4	83	2200	997.9	1
4	103	16	406	26 1/4	667	10 7/8	276	3 3/8	86	2575	1168.0	1
5	129	24	610	35 7/8	911	14 7/8	378	3 5/8	92	4783	2169.6	1
6	155	30	762	43 3/8	1102	18	457	3 3/4	95	7590	3442.8	1



¹Minimum requirement as per UL Standard

²For information only, not a requirement as per UL Standard

Sizes 2 1/2 (63) and larger shipped in palletized cartons or bulk.

Also available in the following Degrees (60°, 45°, 30°, 22-1/2°, 15° & 11-1/4°)

KWIK-COUPLE ELBOWS AVAILABLE
by special order in Trade Size 2-1/2 to 5

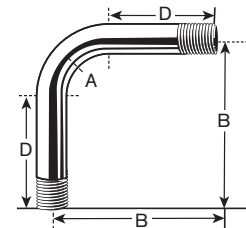
Galvanized Rigid Conduit (GRC) Large Radius 90 Degree Elbows

Listed to UL Safety Standard 6

Manufactured in accordance with ANSI C80.1



Trade Size	Metric Designator	Radius (A)		Offset (B) ²		Straight (D) ²		Approximate Weight Per 100 Pieces	
		in	mm	in	mm	in	mm	lb	kg
1	27	12	305	20 5/8	524	8 5/8	219	483	219.1
1	27	15	381	24 1/4	616	9 1/4	235	564	255.8
1	27	18	457	27 7/8	708	9 7/8	251	644	292.1
1	27	24	610	34 5/8	879	10 5/8	270	792	359.3
1	27	30	762	41	1041	11	279	926	420.0
1	27	36	914	46 3/4	1187	10 3/4	273	1047	474.9
1	27	42	1067	54	1372	12	305	1208	547.9
1	27	48	1219	61 1/4	1556	13 1/4	337	1369	621.0
1 1/4	35	12	305	20 5/8	524	8 5/8	219	654	296.7
1 1/4	35	15	381	24 1/4	616	9 1/4	235	763	346.1
1 1/4	35	18	457	27 7/8	708	9 7/8	251	872	395.5
1 1/4	35	24	610	34 5/8	879	10 5/8	270	1072	486.3
1 1/4	35	30	762	41	1041	11	279	1254	568.8
1 1/4	35	36	914	46 3/4	1187	10 3/4	273	1417	642.8
1 1/4	35	42	1067	54	1372	12	305	1635	741.6
1 1/4	35	48	1219	61 1/4	1556	13 1/4	337	1853	840.5



²For information only, not a requirement as per UL Standard

Shipped in palletized cartons or bulk.

Also available in the following Degrees (90°, 60°, 30°, 22-1/2°, 15° & 11-1/4°)

Chart continued on the next page

NOTE: Special orders are non-cancelable, non-returnable and non-refundable

Galvanized Rigid Conduit (GRC) Elbows



A PART OF **atcore**
INTERNATIONAL

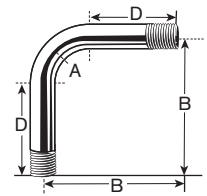
Galvanized Rigid Conduit (GRC) Large Radius 90 Degree Elbows (continued)

Listed UL Safety Standard 6

Manufactured in accordance with ANSI C80.1



Trade Size	Metric Designator	Radius (A)		Offset (B) ²		Straight (D) ²		Approximate Weight Per 100 Pieces	
		in	mm	in	mm	in	mm	lb	kg
1 1/2	41	12	305	20 5/8	524	8 5/8	219	789	357.9
1 1/2	41	15	381	24 1/4	616	9 1/4	235	921	417.8
1 1/2	41	18	457	27 7/8	708	9 7/8	251	1052	477.2
1 1/2	41	24	610	34 5/8	879	10 5/8	270	1293	586.5
1 1/2	41	30	762	41	1041	11	279	1512	685.8
1 1/2	41	36	914	46 3/4	1187	10 3/4	273	1710	775.7
1 1/2	41	42	1067	54	1372	12	305	1973	895.0
1 1/2	41	48	1219	61 1/4	1556	13 1/4	337	2236	1014.2
2	53	15	381	24 1/4	616	9 1/4	235	1225	555.7
2	53	18	457	27 7/8	708	9 7/8	251	1400	635.0
2	53	24	610	30 3/8	772	6 3/8	162	1473	668.2
2	53	30	762	41	1041	11	279	2013	913.1
2	53	36	914	46 3/4	1187	10 3/4	273	2275	1031.9
2	53	42	1067	54	1372	12	305	2625	1190.7
2	53	48	1219	61 1/4	1556	13 1/4	337	2975	1349.5
2 1/2	63	18	457	24 3/8	619	6 3/8	162	1910	866.4
2 1/2	63	24	610	31 1/8	791	7 1/8	181	2422	1098.6
2 1/2	63	30	762	37 1/2	953	7 1/2	191	2888	1310.0
2 1/2	63	36	914	44 3/4	1137	8 3/4	222	3447	1563.6
2 1/2	63	42	1067	54	1372	12	305	4193	1901.9
2 1/2	63	48	1219	61 1/4	1556	13 1/4	337	4752	2155.5
3	78	15	381	24 1/4	616	9 1/4	235	2545	1154.4
3	78	18	457	24 3/8	619	6 3/8	162	2484	1126.7
3	78	24	610	33 1/8	841	9 1/8	232	3393	1539.1
3	78	30	762	38 5/8	981	8 5/8	219	3892	1765.4
3	78	36	914	46 7/8	1191	10 7/8	276	4741	2150.5
3	78	42	1067	54	1372	12	305	5453	2473.5
3	78	48	1219	60 1/4	1530	12 1/4	311	6058	2747.9
3	78	60	1524	75 7/8	1927	15 7/8	403	7634	3462.8
3 1/2	91	18	457	26 3/8	670	8 3/8	213	3300	1496.9
3 1/2	91	24	610	35 1/8	892	11 1/8	283	4400	1995.8
3 1/2	91	30	762	38 1/2	978	8 1/2	216	4693	2128.7
3 1/2	91	36	914	47	1194	11	279	5757	2611.4
3 1/2	91	42	1067	54	1372	12	305	6600	2993.8
3 1/2	91	48	1219	60 1/4	1530	12 1/4	311	7333	3326.2
4	103	18	457	27 3/8	695	9 3/8	238	4034	1829.8
4	103	24	610	35 1/8	892	11 1/8	283	5150	2336.0
4	103	30	762	39 3/8	1000	9 3/8	238	5644	2560.1
4	103	36	914	47	1194	11	279	6738	3056.4
4	103	42	1067	54	1372	12	305	7725	3504.1
4	103	48	1219	60 1/4	1530	12 1/4	311	8583	3893.2
4	103	60	1524	75 7/8	1927	15 7/8	403	10815	4905.7



²For information only, not a requirement as per UL Standard

Shipped in palletized cartons or bulk.

Also available in the following Degrees (60°, 45°, 30°, 22-1/2°, 15° & 11-1/4°)

Chart continued on the next page

KWIK-COUPLE AVAILABLE
Trade Size 2-1/2 to 5 by special order

NOTE: Special orders are non-cancelable, non-returnable and non-refundable

Galvanized Rigid Conduit (GRC) Elbows & Nipples

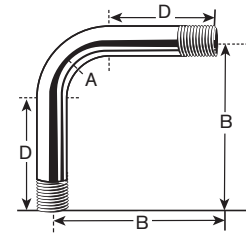
Galvanized Rigid Conduit (GRC) Large Radius 90 Degree Elbows (continued)

Listed to UL Safety Standard 6

Manufactured in accordance with ANSI C80.1



Trade Size	Metric Designator	Radius (A)		Offset (B) ²		Straight (D) ²		Approximate Weight Per 100 Pieces	
		in	mm	in	mm	in	mm	lb	kg
5	129	36	914	50 3/4	1289	14 3/4	375	10033	4551.0
5	129	48	1219	65 1/4	1657	17 1/4	438	12833	5821.0
5	129	60	1524	75 7/8	1927	15 7/8	403	14700	6667.9
6	155	36	914	50 3/4	1289	14 3/4	375	13187	5981.6
6	155	48	1219	65 1/4	1657	17 1/4	438	16867	7650.9
6	155	60	1524	75 7/8	1927	15 7/8	403	19320	8763.6



²For information only, not a requirement as per UL Standard

Shipped in palletized cartons or bulk.

Also available in the following Degrees (60°, 45°, 30°, 22-1/2°, 15° & 11-1/4°)

KWIK-COUPLE AVAILABLE
Trade Size 2-1/2 to 5 by special order

Galvanized Rigid Conduit (GRC) Nipples

Listed to UL Safety Standard 6

Manufactured in accordance with ANSI C80.1



Trade Size	Metric Designator	Length (A)		Total Thread Length (B) ¹		Threads Per Inch ¹	Approximate Weight Per 100 Pieces		Standard Package
		in	mm	in	mm		lb	kg	
1/2	16	(Close) 1 1/8	29	0.78	19.8	14	6	2.7	25
1/2	16	1 1/2	38	0.78	19.8	14	8	3.6	25
1/2	16	2	51	0.78	19.8	14	12	5.4	25
1/2	16	2 1/2	64	0.78	19.8	14	15	6.8	25
1/2	16	3	76	0.78	19.8	14	19	8.6	25
1/2	16	3 1/2	89	0.78	19.8	14	22	10.0	25
1/2	16	4	102	0.78	19.8	14	26	11.8	25
1/2	16	5	127	0.78	19.8	14	33	15.0	25
1/2	16	6	152	0.78	19.8	14	40	18.1	25
1/2	16	8	203	0.78	19.8	14	54	24.5	25
1/2	16	10	254	0.78	19.8	14	68	30.8	25
1/2	16	12	305	0.78	19.8	14	82	37.2	25
3/4	21	(Close) 1 3/8	35	0.79	20.1	14	9	4.1	25
3/4	21	1 1/2	38	0.79	20.1	14	10	4.5	25
3/4	21	2	51	0.79	20.1	14	14	6.4	25
3/4	21	2 1/2	64	0.79	20.1	14	19	8.6	25
3/4	21	3	76	0.79	20.1	14	24	10.9	25
3/4	21	3 1/2	89	0.79	20.1	14	28	12.7	25
3/4	21	4	102	0.79	20.1	14	34	15.4	25
3/4	21	5	127	0.79	20.1	14	43	19.5	25
3/4	21	6	152	0.79	20.1	14	52	23.6	25
3/4	21	8	203	0.79	20.1	14	73	33.1	25
3/4	21	10	254	0.79	20.1	14	89	40.4	25
3/4	21	12	305	0.79	20.1	14	109	49.4	25



¹Minimum requirement as per UL Standard

A tolerance of minus one thread applies to Total length of Thread

Chart continued on the next page

NOTE: Special orders are non-cancelable, non-returnable and non-refundable

Galvanized Rigid Conduit (GRC) Nipples

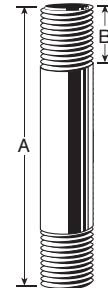
Galvanized Rigid Conduit (GRC) Nipples (continued)

Listed to UL Safety Standard 6

Manufactured in accordance with ANSI C80.1



Trade Size	Metric Designator	Length (A)		Total Thread Length (B) ¹		Threads Per Inch ¹	Approximate Weight Per 100 Pieces		Standard Package
		in	mm	in	mm		lb	kg	
1	27	(Close) 1 1/2	38	0.98	24.9	11 1/2	16	7.3	25
1	27	2	51	0.98	24.9	11 1/2	22	10.0	25
1	27	2 1/2	64	0.98	24.9	11 1/2	28	12.7	25
1	27	3	76	0.98	24.9	11 1/2	36	16.3	25
1	27	3 1/2	89	0.98	24.9	11 1/2	43	19.5	25
1	27	4	102	0.98	24.9	11 1/2	49	22.2	25
1	27	5	127	0.98	24.9	11 1/2	64	29.0	25
1	27	6	152	0.98	24.9	11 1/2	78	35.4	25
1	27	8	203	0.98	24.9	11 1/2	109	49.4	25
1	27	10	254	0.98	24.9	11 1/2	138	62.6	25
1	27	12	305	0.98	24.9	11 1/2	166	75.3	25
1 1/4	35	(Close) 1 5/8	41	1.01	25.7	11 1/2	22	10.0	25
1 1/4	35	2	51	1.01	25.7	11 1/2	28	12.7	25
1 1/4	35	2 1/2	64	1.01	25.7	11 1/2	37	16.8	25
1 1/4	35	3	76	1.01	25.7	11 1/2	47	21.3	25
1 1/4	35	3 1/2	89	1.01	25.7	11 1/2	55	24.9	25
1 1/4	35	4	102	1.01	25.7	11 1/2	66	29.9	25
1 1/4	35	5	127	1.01	25.7	11 1/2	84	38.1	25
1 1/4	35	6	152	1.01	25.7	11 1/2	100	45.4	25
1 1/4	35	8	203	1.01	25.7	11 1/2	136	61.7	25
1 1/4	35	10	254	1.01	25.7	11 1/2	176	79.8	40
1 1/4	35	12	305	1.01	25.7	11 1/2	216	98.0	30
1 1/2	41	(Close) 1 3/4	44	1.03	26.2	11 1/2	28	12.7	25
1 1/2	41	2	51	1.03	26.2	11 1/2	34	15.4	25
1 1/2	41	2 1/2	64	1.03	26.2	11 1/2	44	20.0	25
1 1/2	41	3	76	1.03	26.2	11 1/2	56	25.4	25
1 1/2	41	3 1/2	89	1.03	26.2	11 1/2	68	30.8	25
1 1/2	41	4	102	1.03	26.2	11 1/2	80	36.3	25
1 1/2	41	5	127	1.03	26.2	11 1/2	103	46.7	25
1 1/2	41	6	152	1.03	26.2	11 1/2	122	55.3	50
1 1/2	41	8	203	1.03	26.2	11 1/2	170	77.1	40
1 1/2	41	10	254	1.03	26.2	11 1/2	216	98.0	30
1 1/2	41	12	305	1.03	26.2	11 1/2	260	117.9	20
2	53	(Close) 2	51	1.06	26.9	11 1/2	44	20.0	25
2	53	2 1/2	64	1.06	26.9	11 1/2	59	26.8	25
2	53	3	76	1.06	26.9	11 1/2	72	32.7	25
2	53	3 1/2	89	1.06	26.9	11 1/2	88	39.9	40
2	53	4	102	1.06	26.9	11 1/2	103	46.7	40
2	53	5	127	1.06	26.9	11 1/2	132	59.9	40
2	53	6	152	1.06	26.9	11 1/2	160	72.6	30
2	53	8	203	1.06	26.9	11 1/2	220	99.8	20
2	53	10	254	1.06	26.9	11 1/2	285	129.3	20
2	53	12	305	1.06	26.9	11 1/2	335	152.0	15



¹Minimum requirement as per UL Standard

A tolerance of minus one thread applies to Total length of Thread

Chart continued on the next page

NOTE: Special orders are non-cancelable, non-returnable and non-refundable

Galvanized Rigid Conduit (GRC) Nipples

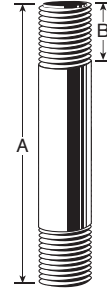
Galvanized Rigid Conduit (GRC) Nipples (continued)

Listed to UL Safety Standard 6

Manufactured in accordance with ANSI C80.1



Trade Size	Metric Designator	Length (A)		Total Thread Length (B) ¹		Threads Per Inch ¹	Approximate Weight Per 100 Pieces		Standard Package
		in	mm	in	mm		lb	kg	
2 1/2	63	(Close) 2 3/4	70	1.57	39.9	8	84	38.1	1
2 1/2	63	3	76	1.57	39.9	8	100	45.4	1
2 1/2	63	3 1/2	89	1.57	39.9	8	120	54.4	1
2 1/2	63	4	102	1.57	39.9	8	150	68.0	1
2 1/2	63	5	127	1.57	39.9	8	197	89.4	1
2 1/2	63	6	152	1.57	39.9	8	240	108.9	1
2 1/2	63	8	203	1.57	39.9	8	329	149.2	1
2 1/2	63	10	254	1.57	39.9	8	422	191.4	1
2 1/2	63	12	305	1.57	39.9	8	505	229.1	1
3	78	(Close) 2 5/8	67	1.63	41.4	8	118	53.5	1
3	78	3	76	1.63	41.4	8	130	59.0	1
3	78	3 1/2	89	1.63	41.4	8	157	71.2	1
3	78	4	102	1.63	41.4	8	200	90.7	1
3	78	5	127	1.63	41.4	8	260	117.9	1
3	78	6	152	1.63	41.4	8	300	136.1	1
3	78	8	203	1.63	41.4	8	411	186.4	1
3	78	10	254	1.63	41.4	8	528	239.5	1
3	78	12	305	1.63	41.4	8	630	285.8	1
3 1/2	91	(Close) 2 3/4	70	1.68	42.7	8	160	72.6	1
3 1/2	91	4	102	1.68	42.7	8	240	108.9	1
3 1/2	91	5	127	1.68	42.7	8	320	145.2	1
3 1/2	91	6	152	1.68	42.7	8	373	169.2	1
3 1/2	91	8	203	1.68	42.7	8	510	231.3	1
3 1/2	91	10	254	1.68	42.7	8	655	297.1	1
3 1/2	91	12	305	1.68	42.7	8	785	356.1	1
4	103	(Close) 2 7/8	73	1.73	43.9	8	180	81.6	1
4	103	4	102	1.73	43.9	8	285	129.3	1
4	103	5	127	1.73	43.9	8	380	172.4	1
4	103	6	152	1.73	43.9	8	440	199.6	1
4	103	8	203	1.73	43.9	8	600	272.2	1
4	103	10	254	1.73	43.9	8	775	351.5	1
4	103	12	305	1.73	43.9	8	925	419.6	1
5	129	(Close) 3	76	1.84	46.7	8	240	108.9	1
5	129	5	127	1.84	46.7	8	480	217.7	1
5	129	6	152	1.84	46.7	8	600	272.2	1
5	129	8	203	1.84	46.7	8	825	374.2	1
5	129	10	254	1.84	46.7	8	1055	478.5	1
5	129	12	305	1.84	46.7	8	1260	571.5	1
6	155	(Close) 3 1/8	79	1.95	49.5	8	350	158.8	1
6	155	5	127	1.95	49.5	8	660	299.4	1
6	155	6	152	1.95	49.5	8	820	372.0	1
6	155	8	203	1.95	49.5	8	1125	510.3	1
6	155	10	254	1.95	49.5	8	1440	653.2	1
6	155	12	305	1.95	49.5	8	1720	780.2	1



¹Minimum requirement as per UL Standard

A tolerance of minus one thread applies to Total length of Thread

NOTE: Special orders are non-cancelable, non-returnable and non-refundable