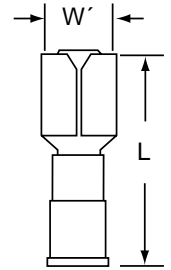




# Highland™ Terminals

FDV14-250, FDV18-250

Female Disconnect, Vinyl Insulated, Butted Seam



## Data Sheet

Product Number	Wire Range (AWG)	Mates with Male Tab Width (W' ) x Thickness	L	Barrel Length	Barrel I.D.	Maximum Insulation Diameter
FDV14-250	16-14	0.250 x 0.032	0.87	0.25	0.080	0.145
FDV18-250	22-18	0.250 x 0.032	0.87	0.25	0.080	0.145



UNDERWRITERS  
LABORATORIES  
STANDARD NO. UL 310  
3M FILE NO. E70512



CANADIAN STANDARDS  
ASSOCIATION  
STANDARD NO. 22.2  
NO. 153  
3M FILE NO. LR22190

## Installation Information

### **⚠ WARNING**

Turn power off before installing or removing terminal. All electrical work should be done according to appropriate electrical codes.

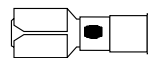
UL Listed and CSA Certified for use on stranded copper (AWG) wire only.


Strip away the end 3/8 inch of wire insulation.

Make the crimp in the proper station of a recommended 3M crimp tool: TH-440, TH-450 (scissor style), or TR-490 (ratchet style) hand tools.

## Specifications

Wire Size:	See Table Above
Barrel Seam:	Butted
Maximum Voltage Rating:	600 V Building Wire 1000 V signs or fixtures (Luminaires)
Maximum Operating Temp:	221°F (105°C)
Maximum Current:	Same as Wire
Insulator Material:	Vinyl
Terminal Material:	Brass
Plating:	Tin



 Barrel Crimp (electrical)

Suitable for factory installation on steel or brass tabs, UL and CSA.

Suitable for field application on brass tabs, strain relief is required, UL only.

## Engineering Specification

Crimp-Type Female Disconnect Terminals shall, electrically and mechanically, connect permanently to a prestripped end of a stranded copper wire: and have a tongue portion with fingers which grip a Male Disconnect in a separable, reusable manner, forming a Quick Connect Wiring Termination.

The connector line shall offer tongue variations (sized to grip Male Tabs: 0.250" x .032" or 0.187" x 0.020" per ANSI/NEMA CD-2) and barrel variations in wire (AWG) size (22-18, 16-14, 12-10) and construction (non-insulated, vinyl insulated, nylon fully insulated, etc.). The female disconnects shall have regulatory agency coverage (UL Listed and CSA Certified). The tongue portion shall be marked with the wire range and manufacturer's name or trade mark (↑).

The Vinyl Fully Insulated 0.250" Female Disconnect shall be tin plated 0.020" thick brass with a tongue for gripping a 0.250" x 0.032" per ANSI/NEMA CD-2 and a 0.25" long barrel covered by a vinyl funnel entry sleeve, color coded and sized for a specified (AWG) wire range (22-18, 16-14).

Insulated connectors shall be UL Listed and CSA Certified for 600 V building wire: 1000 V signs or lighting fixtures (luminaires) and temperature rated 221°F (105°C) maximum.

Female Disconnects shall be suitable for field or factory wiring, with a UL Recognized strain relief required.

3M and Scotchlok are trademarks of 3M

### IMPORTANT NOTICE

Before using this product, you must evaluate it and determine if it is suitable for your intended application. You assume all risks and liability associated with such use.

**Warranty; Limited Remedy; Limited Liability.** This product will be free from defects in material and manufacture as of the date of purchase. **3M MAKES NO OTHER WARRANTIES INCLUDING, BUT NOT LIMITED TO, ANY IMPLIED WARRANTY OF MERCHANTABILITY OR FITNESS FOR A PARTICULAR PURPOSE.** If this product is defective within the warranty period stated above, your exclusive remedy shall be, at 3M's option, to replace or repair the 3M product or refund the purchase price of the 3M product. **Except where prohibited by law, 3M will not be liable for any loss or damage arising from this 3M product, whether direct, indirect, special, incidental or consequential regardless of the legal theory asserted.**



### Electrical Products Division

6801 River Place Blvd.  
Austin, TX 78726-9000  
<http://www.3M.com/elpd>

Litho in USA.  
© 3M 2002 78-8126-0639-6-A