



Catalog Number
Notes
Type

Contractor Select™

IC22/IC22R/IC23

6" Incandescent Line-Voltage Housings and Trims

These IC-rated 6-inch incandescent housings feature an Air-Loc® seal to stop infiltration and exfiltration of air, reducing heating and cooling costs. They can also be completely covered with insulation. The IC22 and IC23 are suitable for ceilings up to 1" thick, and the IC22R remodel downlight can be installed from below the ceiling.

FEATURES:

- IC23 housings include a floating socket which is optimized for the quickest possible attachment to enclosed and adjustable style trims
- IC22 housings include an adjustable socket plate and detachable socket with snap-in springs to accommodate various lamp and trim combinations, while IC22R housings feature a drop socket with spring to accommodate certain trim installation
- New construction housings feature patented Real Nail® 3 bar hangers: telescoping system with pre-installed removable bugle-headed nail for easy repositioning of housing in joist construction
- Damp location listed
- Trim options include 6" open, baffle and shower, all in white finish



IC22



24



250



IC22R



V3024



V3034(T)



IC23



V3040N





DOWNLIGHTING - HOUSINGS

Catalog Number	UPC	Description	Lamp Source	Socket	Voltage	Lamp Included	Pallet qty.
IC22	661209700216	6" New Construction IC Housing	Incandescent	E26 Screw Shell	120V	No	120
IC22 W	661209067739	6" New Construction IC Housing with Push-In Electrical Connectors	Incandescent	E26 Screw Shell	120V	No	120
IC22 W G	661209559074	6" New Construction IC Housing with Push-In Electrical Connectors and Pre-Installed Air-Loc Gasket	Incandescent	E26 Screw Shell	120V	No	120
IC22R	661209017673	6" Remodel IC Housing	Incandescent	E26 Screw Shell	120V	No	180
IC23	661209068590	6" No Socket Plate New Construction IC Housing	Incandescent	E26 Screw Shell	120V	No	120
IC23 W	661209068613	6" No Socket Plate New Construction IC Housing with Push-In Electrical Connectors	Incandescent	E26 Screw Shell	120V	No	120
IC23 W G	661209559104	6" No Socket Plate New Construction IC Housing with Push-In Electrical Connectors and Pre-Installed Air-Loc Gasket	Incandescent	E26 Screw Shell	120V	No	120

DOWNLIGHTING - TRIMS

Catalog Number	UPC	Description	Trim O.D.	Finish	Pallet qty.
24 WWH	661209950215	6" Downlight Tapered Baffle Trim	7 5/8"	White Baffle, White Trim Ring	756
250 WH	661209700773	6" BR30 Open Frame Downlight Trim	7 5/8"	White	768
V3024 WWH	661209017307	6" Downlight Tapered Baffle Trim	7 3/4"	White Baffle, White Trim Ring	1140
V3034 WWH	661209044730	6" Fully Enclosed Downlight Baffle Trim	7 5/8"	White Baffle, White Trim Ring	1152
V3034T WWH	661209018359	6" Fully Enclosed Downlight Baffle Trim with Torsion Springs	7 5/8"	White Baffle, White Trim Ring	864
V3040N PW	661209317469	6" Stippled Opal Lens Shower Trim with Internal Reflector	8"	Plastic White (Polycarbonate Material Shower Trim)	288

IC23 not available with 24 or V3024 trims.



Specifications

LAMP:

For IC22, C22R, and IC23: A19/BR30/BR40/PAR16/PAR20/PAR30/PAR30L/PAR38/R20 • Max lamp ratings based on trim selection.

SOCKET:

Medium base porcelain with nickel-plated copper screw shell • (For IC22) Adjustable socket plate and detachable socket with snap-in springs to accommodate various lamp and trim combinations • (For IC22) Socket plate secured at two points for consistent, straight lamp positioning. • (For IC23) Floating socket with spring attaches to trim for installation. • (For IC22R) Drop socket with spring to accommodate certain trim installation.

LABELS:

UL listed for through-branch wiring, damp locations and IP • Product thermally protected against improper use of lamps • UL Listed/CSA certified.

TESTING:

All reports are based on published industry procedures; field performance may differ from laboratory performance.

REAL NAIL® BAR HANGERS (NEW CONSTRUCTION HOUSINGS ONLY):

Telescoping, Patented (US Patent D552,969) Real Nail 3 systems permits quick placement of housing anywhere within 24" O.C. joists or suspended ceilings • Bars scored in two locations for fast, clean breaking, allowing housing installation in tight applications • Bars captive to mounting frame • Edge-mounted for extra strength • Quick-Loc slot (location identified on the mounting frame) and oversized locking set screw lock fixture in position • May be installed either perpendicular or parallel to junction box • Integral T-bar notch and clip secures housing in suspended ceiling grid - no accessory clips required • 24" expansion stop allows quick placement of fixture in standard grid spacing • Captive bugle-headed ring shank nail for quick one-step installation and easy removal with claw hammer for fixture relocation • Bar hanger foot contoured to align to bottom of construction joist • Alternate mounting holes included.

JUNCTION BOX:

Pre-wired junction box provided with (5) 1/2" and (1) 3/4" knockouts, (4) Non-metallic sheathed cable connectors and ground wire, U.L. listed/CSA certified for through-branch wiring, maximum 8 No. 12 AWG 90° C branch circuit conductors (2 in, 2 out) • For IC22R, (5) 1/2" knockouts max of 4 No. 12 AWG 90° C branch circuit conductors (2 in, 2 out) • Junction box provided with removable access plates • Knockouts equipped with pryout slots • **W options** are supplied with **push-in electrical connectors** for fast installation.

IC22 AND IC23 HOUSINGS:

IC housing, .032" aluminum sealed for Air-Loc Compliance • 22-gauge die-formed galvanized steel mounting frame • Rough-in section (junction box, mounting frame, housing and bar hangers) fully assembled for ease of installation • Sight lines embossed on mounting frame to allow for easy viewing when aligning fixtures • Pre-installed Air-Loc gasket for **G options** • Housing is vertically adjustable to accommodate up to a 1" ceiling thickness.

IC22R HOUSING:

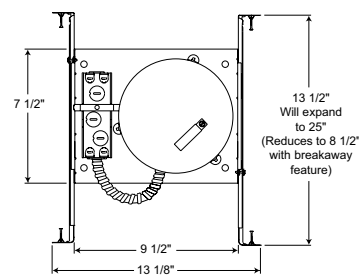
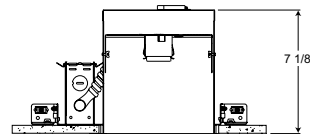
IC housing, .032" aluminum sealed for Air-Loc Compliance • Double stack adjustable feature enables remodel spring to accommodate up to 13/4" ceiling thickness.

WARRANTY:

1-year limited warranty. Complete warranty terms located at: www.acuitybrands.com/CustomerResources/Terms_and_conditions.aspx

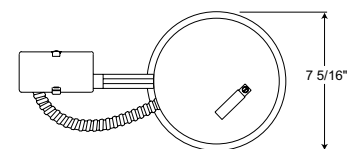
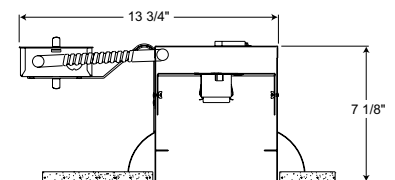
Note: Actual performance may differ as a result of end-user environment and application. Specifications subject to change without notice.

Dimensions



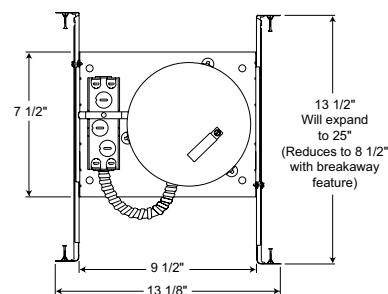
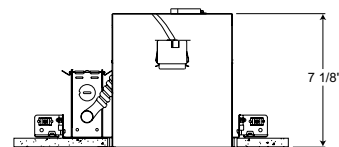
6 7/8" CEILING CUTOUT

IC22



6 3/4" CEILING CUTOUT

IC22R



6 7/8" CEILING CUTOUT

IC23