

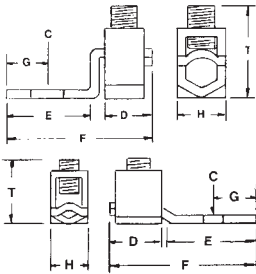
TYPE SLU

Features

- Manufactured from electrolytic copper tubing and strip stock
- Compact design
- Range taking
- Re-usable
- UL Listed
- V-bottom collar

Benefits

- Provides maximum conductivity and strength
- Saves space and reduces installation time
- Permits inventories to be kept to a minimum
- Provides efficient use and flexibility in the field
- Suitable for direct burial in earth or concrete
- Wires are wedged between arched pressure bar and collar establishing positive contact and firm permanent grip



Catalog Number	Wire Range Copper	Bolt Size	Dimensions							Hex Size
			C	D	E	F	G	H	T	
SLU-35DB	6-14 & List Comb. (A)	#10	13/64	7/16	15/32	1-3/16	7/32	3/8	3/4	Slot
SLU-70DB	2-8 & List Comb. (B)	1/4	17/64	1/2	21/32	1-17/32	1/4	1/2	1	Slot

All wire sizes, unless noted otherwise, are American Wire Gauge (AWG)

(A) UL Listed wire combinations: (2) 14; (2) 12; (2) 10; (2) 8 and (4) 16

(B) UL Listed wire combinations: (2) 6 and (2) 8

Tested to UL 467, UL File E34440

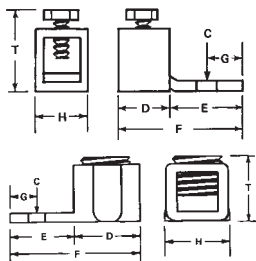
TYPE XT

Features

- Manufactured from electrolytic copper tubing and strip stock
- Compact design
- Range taking
- Re-usable
- UL Listed

Benefits

- Provides maximum conductivity and strength
- Saves space and reduces installation time.
- Permits inventories to be kept to a minimum
- Provides efficient use and flexibility in the field
- Suitable for direct burial in earth or concrete



Catalog Number	Wire Range	Bolt Size	Dimensions							Hex Size
			C	D	E	F	G	H	T	
XT-6DB	6-14	#10	13/64	3/8	17/32	1	7/32	3/8	3/4	Slot
XT-4DB	4-14 & List Comb. (A)	1/4	17/64	1/2	5/8	1-1/8	1/4	1/2	5/8	Slot

All wire sizes, unless noted otherwise, are American Wire Gauge (AWG)

(A) UL Listed wire combinations: (2) 14; (2) 12; (2) 10; (2) 8 and (4) 16

Tested to UL 467, UL File E34440

TYPE
SLU
SLS
SAS
SAU

Features

- Manufactured from electrolytic copper tubing and strip stock
- Compact design
- Range taking
- Re-usable
- Suitable for use in circuits rated 35KV or less, proper high voltage spacing and insulation techniques must be used
- V-bottom collar
- SLU-35DB and SLU-70DB are UL 467 Listed and suitable for direct burial
- Rated to 90° C

Benefits

- Provides maximum conductivity and strength
- Saves space and reduces installation time
- Permits inventories to be kept to a minimum
- Provides efficient use and flexibility in the field
- Application versatility
- Wires are wedged between arched pressure bar and collar establishing positive contact and firm permanent grip

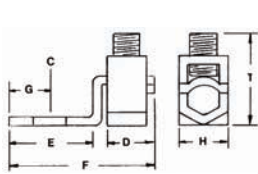


Fig. 1

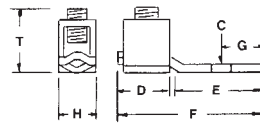


Fig. 2



C

Catalog Number	Screw Type	Figure Number	Wire Range Copper	Bolt Size	Dimensions							Hex Size
					C	D	E	F	G	H	T	
SLU-25	⊖	1	10-14	#6	5/32	9/32	7/16	1	3/16	5/16	21/32	Slot
SLU-35	⊖	1	6-14 & List Comb. (A)	#10	13/64	7/16	15/32	1-3/16	7/32	3/8	3/4	Slot
SLU-35DB	⊖	1	6-14 & List Comb. (A)	#10	13/64	7/16	15/32	1-3/16	7/32	3/8	3/4	Slot
SAU-70	⊖	1	4-14	1/4	17/64	7/16	17/32	1-5/16	1/4	3/8	13/16	Slot
SLU-70	⊖	1	2-8 & List Comb. (B)	1/4	17/64	1/2	21/32	1-17/32	1/4	1/2	1	Slot
SLU-70DB	⊖	1	2-8 & List Comb. (B)	1/4	17/64	1/2	21/32	1-17/32	1/4	1/2	1	Slot
SLU-125	⊖	1	1/0-6	1/4	17/64	5/8	13/16	1-31/32	7/16	5/8	1-11/32	Slot
SLU-175	⊖	1	3/0-4	3/8	13/32	3/4	15/16	2-3/16	7/16	3/4	1-9/16	3/16
SLU-225	⊖	1	4/0-2	5/16	11/32	1	1-5/32	2-5/8	1/2	1	1-13/16	7/32
SLU-300	⊖	1	350kcmil-1/0	3/8	13/32	1-1/4	1-1/2	3-3/16	1/2	1	2-5/8	5/16
SLU-400	⊖	1	500kcmil-1/0	3/8	13/32	1-1/2	1-15/16	4-14	15/16	1-1/2	2-3/4	5/16
SLU-650	⊖	1	1000kcmil-600kcmil	1/2	17/32	1-7/8	1-7/8	4-5/8	1-7/64	2	3-11/16	3/8
SLS-25	⊖	2	10-14	#6	5/32	9/32	19/32	61/64	3/16	5/16	19/32	Slot
SLS-35	⊖	2	6-14 & List Comb. (A)	#10	13/64	7/16	41/64	1-9/64	7/32	3/8	11/16	Slot
SAS-70	⊖	2	4-14	1/4	17/64	7/16	23/32	1-1/4	1/4	1/2	27/32	Slot
SLS-70	⊖	2	2-8 & List Comb. (B)	1/4	17/64	1/2	13/16	1-15/32	1/4	1/2	31/32	Slot
SLS-70-TN*	⊖	2	2-8 & List Comb. (B)	1/4	17/64	1/2	13/16	1-15/32	1/4	1/2	31/32	Slot
SLS-125	⊖	2	1/0-6	1/4	17/64	5/8	1-3/16	1-15/16	7/16	5/8	1-1/4	Slot
SLS-175	⊖	2	3/0-4	3/8	13/32	3/4	1-1/4	2-3/16	7/16	3/4	1-9/16	3/16
SLS-225	⊖	2	4/0-2	5/16	11/32	1	1-7/32	2-3/8	1/2	1	1-21/32	7/32
SLS-300	⊖	2	350kcmil-1/0	3/8	13/32	1-1/4	1-1/2	3-3/16	1/2	1	2-3/8	5/16
SLS-400	⊖	2	500kcmil-1/0	3/8	13/32	1-1/2	2-3/16	3-7/8	15/16	1-1/2	2-9/16	5/16
SLS-650	⊖	2	1000kcmil-600kcmil	1/2	17/32	1-7/8	3	5-1/8	1-3/16	2	3-11/16	3/8

* Tin Plated

All wire sizes, unless noted otherwise, are American Wire Gauge (AWG)

(A) UL Listed wire combinations: (2) #10; (2) #12; (2) #14; (1) #12 and (1) #14; (1) #10 and (1) #12

(B) UL Listed wire combinations: (1) #8 and (1) #4; (1) #8 and (1) #6; (2) #4; (3) #8; (3) #6; (2) #8 and (1) #4; (2) #8 and (1) #6; (1) #6 and (1) #4; (2) #6

Tested to UL 486A/B, UL File E6207