



CSS LED

Contractor Single Strip Light



*Selling Strips
Brand in
North America*



Designed for **Versatility**

CSS™ is the go-to Contractor Select™ Strip from Lithonia Lighting® .

Available with Adjustable Lumen & Switchable White technology, the CSS can be configured into 9 variations in one SKU!

This is the perfect strip to order for almost any basic application.

From residential workspace to commercial warehouse, the CSS features 4- and 8-foot configurations with up to 10,000 lumens, all DLC listed - providing versatility for many applications.

Designed for **Ease of Install**

The CSS can be surface, suspension or row mounted. Toolless entry makes installation simple with quick disconnects between the driver and complete optical assembly that prevent unnecessary LED exposure.

Typical Applications:

Storage Closet

Locker Room

Laundry Room

Garage

Hallway

Workshop

Warehouse





Designed for Flexibility

Optional Endcap Integrated Controls

Maximize energy savings and
code compliance



- 2 SensorSwitch® Controls
 - Just One Touch (JOT)
 - Visible Light Programming (VLP)



Money & Time Savings




Continuous Row Mounting Made Easy

- Row Aligner Bracket Included
- Optional Plug-in Wiring



Optional Integrated
Emergency Backup –
IOTA 10W (T20 Compliant) & 7W





Optional Adjustable Lumens
and Switchable White Technology



104°F (40°C) Maximum
Ambient Temperature (4 ft)

State-of-the-Art
Technology



2.5kV Surge Protection
Standard



Smooth Diffuse Lens
– No Pixelation

Designed for **Integration**

One Sensor, Two Technology Options

Meet the challenges of modern lighting by utilizing controls and sensors with the CSS. These solutions provide remote configurability of lighting levels to meet environmental and safety needs. The results are reduced power costs, increased energy conservation and less thermal impact to the electronics.

VTX15F

VERTEX is a fixture-embedded occupancy and ambient light sensor enabled with SensorSwitch™ technology. The VERTEX controls its luminaire illumination level and communicates its occupancy/dimming state to other devices within the group.




Sensor Programming in a Flash!

Get off the job faster with the SensorSwitch VLP Mobile App. Set occupancy time delay, trim values, photocontrol options and more using your mobile device. Two factory default firmware setting options minimize commissioning work after installation.



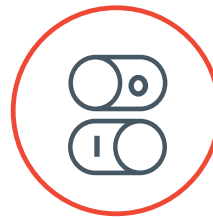
VLP Smartphone Compatibility



Simplified programming to aid code compliance.



Custom PIN to ensure settings are secure.



Easy restoration to factory default settings.



Repeatable programming of sensors in different locations.

Small Physical Footprint

Enables seamless integration into a luminaire without disrupting aesthetics or requiring additional mounting space





JOT
For use with the
SensorSwitch WSXA JOT
Wall Switch



JOTVTX15
For use with the
SensorSwitch SPODMRA
JOT Wall Switch

JOT

The SensorSwitch JOT enabled solution uses one-of-a-kind wireless dimming technology for an effortless way to install and pair JOT enabled CSS fixtures and controls. Wireless pairing of fixtures and controls is accomplished with Just One Touch of a button.


The JOT enabled wireless dimming technology allows contractors to install fixtures without running any 0-10V dimming wires. Commissioning or mobile apps are not required to pair the products, giving contractors peace of mind that the job is complete.




No mobile app is required to pair and program the most popular JOT settings. Advanced behavior settings can be programmed using the CLAIRITY™+ mobile app.

Lightning Speed Installation

The JOT enabled wireless solution simplifies the installation and pairing process into 3 steps: **Power, Pair & Play**



Install JOT enabled fixtures and controls as instructed. No 0-10V wires needed!



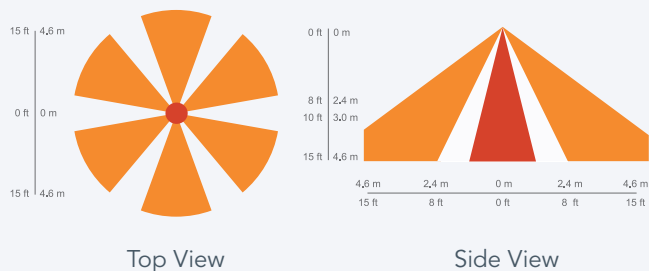
Insert the pairing tool and press and hold any button for 6 seconds. Each fixture will individually dim to 10% brightness.



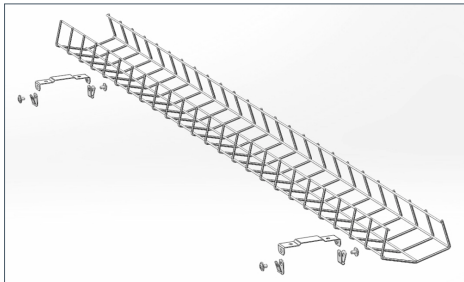
Products will be fully functional once all fixtures return to 100% brightness.

VTX15F & JOTVTX15 Occupancy Sensor Coverage Pattern, Large Motion Extended Range 360°

- Optimized full coverage from 8 ft - 15 ft (2.4 m - 4.5 m) mounting heights
- Reliable detection of large motion (e.g. pedestrian walking traffic)
- 1.3 x mounting height equals approximate detection range



Mounting and Installation Accessories




Wire Guard



Air Craft Cable



Stem



Chain

Lithonia Lighting® is a member of the Acuity Brands portfolio of lighting, controls and daylighting solutions.

Lithonia Lighting offers one of the industry's broadest lighting portfolios for commercial and industrial lighting applications. Our LED, fluorescent and HID lighting are recognized for their quality, reliability and solid performance, making Lithonia Lighting one of the most specified brands in the lighting industry.

To learn more about CSS LED visit www.LithoniaLighting.com



DesignLights Consortium® (DLC) qualified product. Not all versions of this product may be DLC qualified. Please check the DLC Qualified Products List at www.designlights.org/QPL to confirm which versions are qualified.



Join the conversation - follow us on social media.