



EC&N

Elbows, Couplings & Nipples





ELBOWS, COUPLINGS & NIPPLES

Superior physical protection for electrical conductors

Established in 1877, Wheatland Tube is the only conduit manufacturer that also produces its own elbows, couplings and nipples. Our steel elbows and nipples are produced in-house from our specialized hot-dip galvanized conduit and in-line galvanized EMT, and our couplings are electroplated. We produce our aluminum EC&N in the same Cambridge, Ohio, facility to ensure they measure up to the same quality standards our steel products are known for across North America.

Our products set the quality benchmark for the industry. No job is too big for us to handle — and delivering on time is standard practice. As we continue to grow, we continue to invest in our facilities, systems and people, and focus on developing innovative solutions that keep our customers' jobs moving forward. We're always looking for opportunities to bring greater value to our customer relationships through product and process innovations.

For more information, call **800.257.8182** or visit **wheatland.com**

Quality in every piece

EMT

Our steel EMT elbows comply with:

- ✓ UL-797
- ✓ CSA 22.2 No. 83.1
- ✓ ANSI® C80.3
- ✓ Federal specification WW-C-563 (replaced by UL®)

RMC

Our galvanized steel rigid elbows, couplings and nipples comply with:

- ✓ UL-6
- ✓ CSA C22.2 No. 45.1
- ✓ ANSI C80.1
- ✓ Federal specification WW-C-581 (replaced by UL)

ALUMINUM

Our rigid aluminum elbows, couplings and nipples comply with:

- ✓ UL-6A
- ✓ CSA C22.2 No. 45.2
- ✓ ANSI C80.5
- ✓ Federal specification WW-540A (replaced by UL)

Faster, more flexible connections

SpeedCouple, Wheatland Tube's pre-installed swivel coupling, is available on 10' and 20' rigid, 10' IMC and elbows. The coupling connects in as little as half the time of conventional couplings. SpeedCouple pre-installed swivel couplings are listed to UL-514B.

Steel Electrical Metallic Tubing

90°/45° ELBOWS

TRADE SIZE	UL MIN. RADIUS**	90° ELBOWS			45° ELBOWS		
		STD. CARTON QTY.	WEIGHT PER CTN. (lbs.)	WEIGHT PER 100 (lbs.)	STD. CARTON QTY.	WEIGHT PER CTN. (lbs.)	WEIGHT PER 100 (lbs.)
	in.						
½	4	50	13	26	50	12	24
¾	4½	50	23	46	50	20	40
1	5¾	25	23	92	25	18	72
1¼	7¼	20	27	135	20	20	100
1½	8¼	15	30	200	15	22	147
2	9½	10	28	280	10	21	210
2½*	10½	Bulk	—	500	Bulk	—	358
3*	13	Bulk	—	750	Bulk	—	700
3½*	15	Bulk	—	1014	Bulk	—	850
4*	16	Bulk	—	1300	Bulk	—	1000

* Trade sizes 2½ and larger shipped in palletized carton or bulk.

** Minimum dimension per UL-6.

Standard-radius elbows also available in 60°, 30°, 22½°, 15° and 11¼°.

Weights are approximate.

90° and 60° elbow weights are the same. Weights for 30°, 22½°, 15° and 11¼° are the same as 45° elbows.

SPECIAL LARGE-RADIUS 90° ELBOWS

TRADE SIZE	12" RADIUS	15" RADIUS	18" RADIUS	24" RADIUS	30" RADIUS	36" RADIUS	42" RADIUS	48" RADIUS
1¼	—	—	—	5	—	—	—	—
1½	—	4	4	5	—	7	—	9
2	—	—	6	7	9	9	—	9
2½	—	—	—	11	—	13	—	—
3	—	—	—	15	15	16	—	21
3½	—	—	—	—	—	25	—	22
4	—	—	—	19	21	24	28	31

Numbers in table above represent weight in pounds of elbows we offer.



Tested and Certified for Safety

Our EMT elbows comply with the following standard: CSA C22.2 No. 83.1, to which they are Certified.

NO. LL-94679



Tested and Listed for Safety

Our EMT elbows comply with the following standards: ANSI C80.3 and UL-797, to which they are Listed.

NO. E48675

Steel Rigid Metal Conduit

COUPLINGS

TRADE SIZE	OUTSIDE DIAMETER	UL MIN. LENGTH*	WEIGHT PER 100	WEIGHT PER CTN.	STD. CTN. QTY.
	in.	in.	lbs.	lbs.	
½	1.010	1⅝	12	12	100
¾	1.250	1¼⅞	18	9	50
1	1.525	1¾⅜	30	9	30
1¼	1.869	2½⅜	37	9	25
1½	2.155	2⅞	52	13	25
2	2.650	2⅞	72	15	20
2½	3.250	3¾⅞	170	41	24
3	3.870	3⅞⅞	210	34	16
3½	4.500	3⅞⅜	340	41	12
4	4.875	3⅞⅞	300	30	10
5	6.000	3⅞⅞	475	Bulk	Bulk
6	7.200	4¼	765	Bulk	Bulk

* Minimum dimension per UL-6.

SPECIAL LARGE-RADIUS 90° ELBOWS

TRADE SIZE	12" RADIUS	15" RADIUS	18" RADIUS	24" RADIUS	30" RADIUS	36" RADIUS	42" RADIUS	48" RADIUS	60" RADIUS
1	4	6	5	6	9	9	12	13	—
1¼	6	7	7	9	12	13	16	18	—
1½	8	9	10	11	15	16	19	21	—
2	10	10	11	14	20	22	24	26	—
2½	—	19	18	23	27	32	39	44	—
3	—	25	28	32	37	45	52	57	—
3½	—	Standard Radius	31	35	42	54	62	69	—
4	—	—	38	45	54	64	73	81	90
5	—	—	—	Standard Radius	85	94	100	120	136
6	—	—	—	—	Standard Radius	131	140	160	182

Numbers in table above represent weight in pounds of special-radius elbows we offer.



Tested and Certified for Safety

Our galvanized steel rigid elbows, couplings and nipples comply with the following standard: CSA C22.2 No. 45.1, to which they are Certified.

NO. LL-94679



Tested and Listed for Safety

Our galvanized steel rigid elbows, couplings and nipples comply with the following standards: ANSI C80.1 and UL-6, to which they are Listed.

Chart Key

— = not available | Bulk = shipped in palletized carton or bulk

Steel Rigid Metal Conduit

90° ELBOWS

TRADE SIZE	UL MIN. RADIUS**	OFFSET (FIG. 1)	UL MIN. STRAIGHT (FIG. 2)**	WEIGHT PER 100	STANDARD CARTON QTY.
	in.	in.	in.	lbs.	
½	4	5 ⅞	1 ½	70	50
¾	4 ½	7	1 ½	112	50
1	5 ¾	8 ¾	1 ⅞	192	25
1 ¼	7 ¼	10 ¾	2	320	20
1 ½	8 ¼	12 ¼	2	413	15
2	9 ½	14 ½	2	670	10
2 ½*	10 ½	17	3	1200	Bulk
3*	13	19 ⅝	3 ⅜	1900	Bulk
3 ½*	15	22 ¾	3 ¼	2800	Bulk
4*	16	23 ⅞	3 ⅝	3100	Bulk
5*	24	34 ⅞	3 ⅝	6800	Bulk
6*	30	45 ½	3 ¾	11400	Bulk



Tested and Certified for Safety

Our galvanized steel rigid elbows, couplings and nipples comply with the following standard: CSA C22.2 No. 45.1, to which they are Certified.



Tested and Listed for Safety

Our galvanized steel rigid elbows, couplings and nipples comply with the following standards: ANSI C80.1 and UL-6, to which they are Listed.

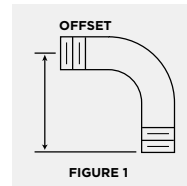


FIGURE 1

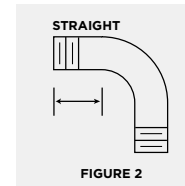


FIGURE 2

* Trade sizes 2 ½ and larger shipped in palletized cartons or bulk. Palletized and bulk elbows supplied with a thread protector on each end and UL and CSA label affixed.

** Minimum dimension per UL-6.

NIPPLES

LENGTH TRADE SIZE	LENGTH* (IN.)	CLOSE		1 ½"		2"		2 ½"		3"		3 ½"	
		STD. CARTON QTY.	WEIGHT PER 100 (LBS.)	STD. CARTON QTY.	WEIGHT PER 100 (LBS.)	STD. CARTON QTY.	WEIGHT PER 100 (LBS.)	STD. CARTON QTY.	WEIGHT PER 100 (LBS.)	STD. CARTON QTY.	WEIGHT PER 100 (LBS.)	STD. CARTON QTY.	WEIGHT PER 100 (LBS.)
½	1 ½	25	6	25	8	25	12	25	15	25	19	25	22
¾	1 ⅞	25	9	25	9	25	14	25	19	25	24	25	28
1	1 ½	25	16	—	—	25	22	25	28	25	36	25	43
1 ¼	1 ⅞	25	22	—	—	25	28	25	37	25	47	25	55
1 ½	1 ¾	25	28	—	—	25	34	25	44	25	56	25	68
2	2	25	44	—	—	—	—	25	59	25	72	25	88
2 ½	2 ½	12	84	—	—	—	—	—	—	10	100	10	120
3	2 ⅝	12	118	—	—	—	—	—	—	10	130	10	157
3 ½	2 ¾	12	160	—	—	—	—	—	—	—	—	—	—
4	2 ⅞	12	180	—	—	—	—	—	—	—	—	—	—
5	3	Bulk	240	—	—	—	—	—	—	—	—	—	—
6	3 ⅞	Bulk	350	—	—	—	—	—	—	—	—	—	—

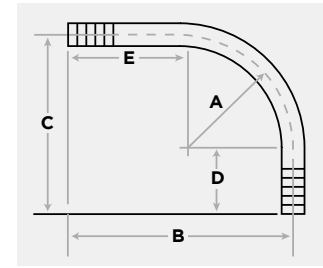
LENGTH TRADE SIZE	4"		5"		6"		8"		10"		12"	
	STD. CARTON QTY.	WEIGHT PER 100 (LBS.)	STD. CARTON QTY.	WEIGHT PER 100 (LBS.)	STD. CARTON QTY.	WEIGHT PER 100 (LBS.)	STD. CARTON QTY.	WEIGHT PER 100 (LBS.)	STD. CARTON QTY.	WEIGHT PER 100 (LBS.)	STD. CARTON QTY.	WEIGHT PER 100 (LBS.)
½	25	26	25	33	25	40	25	54	25	68	25	82
¾	25	34	25	43	25	52	25	73	25	89	25	109
1	25	49	25	64	25	78	25	109	25	138	25	166
1 ¼	25	66	25	84	25	100	12	136	12	176	12	216
1 ½	25	80	25	103	25	122	12	170	12	216	12	260
2	25	103	25	132	25	160	12	220	12	285	12	335
2 ½	10	150	12	197	12	240	5	329	5	422	5	505
3	10	200	10	260	10	300	5	411	5	528	5	630
3 ½	10	240	10	320	5	373	5	510	5	655	5	785
4	10	285	10	380	5	440	5	600	5	775	5	925
5	—	—	Bulk	480	Bulk	600	Bulk	825	Bulk	1055	Bulk	1260
6	—	—	Bulk	660	Bulk	820	Bulk	1125	Bulk	1440	Bulk	1720

* Length reference is for close nipples only. Prices are available upon request for nipples in lengths longer than 12" or with special threading requirements.

Steel Rigid Metal Conduit

YARD-LIGHT ELBOWS

TRADE SIZE	STANDARD CARTON QTY.	WEIGHT PER 100 lbs.	WEIGHT PER CTN. lbs.	DIMENSIONS (REFER TO DIAGRAM)				
				A (in.)	B (in.)	C (in.)	D (in.)	E (in.)
½	50	150	38	4	18	6 3/16	2 3/16	14
¾	40	202	51	4 ½	18	6 ¾	2 ¼	13 ½
1	25	316	79	5 ¾	18	8 5/8	2 7/8	12 ¼
1 ¼	10	477	48	7 ¼	19 ¼	10 ¼	3 ¼	12 ¼
1 ½	Bulk	609	—	8 ¼	20 ½	11 5/8	3 3/8	12 ¼
2	Bulk	911	—	9 ½	21 ½	14 ½	5	12
2 ½	Bulk	1530	—	10 ½	22 ½	16	5 ½	12
3	Bulk	2279	—	13	25	19 ¼	6 ¼	12
3 ½	Bulk	3082	—	15	27	22 ¾	7 ¾	12
4	Bulk	3799	—	16	28	24	8	12



Tested and Certified for Safety
Our galvanized steel rigid elbows, couplings and nipples comply with the following standard: CSA C22.2 No. 45.1, to which they are Certified.



Tested and Listed for Safety
Our galvanized steel rigid elbows, couplings and nipples comply with the following standards: ANSI C80.1 and UL-6, to which they are Listed.

Steel Rigid Metal Conduit

SPEEDCOUPLE RMC 90° ELBOWS

TRADE SIZE	MIN. RADIUS in.	OFFSET in.	STRAIGHT in.	WEIGHT PER ELBOW lbs.	WEIGHT PER ELBOW WITH COUPLING lbs.	STANDARD CARTON QTY.
2	9.5	14.54	5.04	6.70	7.58	5
2 ½	10.5	17.00	6.50	12.00	13.76	Bulk
3	13	19.67	6.67	19.00	20.98	Bulk
3 ½	15	22.72	7.72	28.00	30.65	Bulk
4	16	23.94	7.94	31.00	34.09	Bulk
5	24	34.90	10.90	68.00	71.97	Bulk
6	30	45.50	15.50	114.00	119.25	Bulk

SpeedCouple elbows shall be listed to UL standards UL-6 (elbow) and UL-514B (coupling).

Elbows manufactured in accordance with ANSI C80.1.

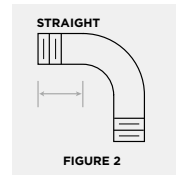
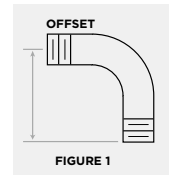
Standard-radius elbows: Available in 90°, 60°, 45°, 30°, 22½°, 15° and 11¼°.

Special-radius elbows: Available in 90°, 60°, 45°, 30°, 22½°, 15° and 11¼°.

Rigid Aluminum Conduit

90° ELBOWS

TRADE SIZE	UL MIN. RADIUS** in.	OFFSET (FIG. 1) in.	UL MIN STRAIGHT (FIG. 2)** in.	WEIGHT PER 100 lbs.	WEIGHT PER CTN. lbs.	STANDARD CARTON QTY.
½	4	5 7/8	1 ½	26	13	50
¾	4 ½	7	1 ½	40	20	50
1	5 ¾	8 ¾	1 7/8	72	18	25
1 ¼	7 ¼	10 ¾	2	105	21	20
1 ½	8 ¼	12 ¼	2	153	23	15
2	9 ½	14 ½	2	210	21	10
2 ½*	10 ½	17 ¼	3	500	Bulk	Bulk
3*	13	22 ¾	3 ½	800	Bulk	Bulk
3 ½*	15	23 ¼	3 ¼	900	Bulk	Bulk
4*	16	23 3/8	3 3/8	1200	Bulk	Bulk
5*	24	34 7/8	3 5/8	2400	Bulk	Bulk
6*	30	45 ½	3 ¾	3800	Bulk	Bulk



Tested and Certified for Safety
Our rigid aluminum elbows, couplings and nipples comply with the following standard: CSA C22.2 No. 45.2, to which they are Certified.



Tested and Listed for Safety
Our rigid aluminum elbows, couplings and nipples comply with the following standards: ANSI C80.5 and UL-6A, to which they are Listed.

* Trade sizes 2 ½ and larger shipped in palletized cartons or bulk. Palletized and bulk elbows supplied with a thread protector on each end and UL and CSA label affixed.

** Minimum dimension per UL-6A.

Rigid Aluminum Conduit

SPECIAL LARGE-RADIUS 90° ELBOWS

TRADE SIZE	12" RADIUS	15" RADIUS	18" RADIUS	24" RADIUS	30" RADIUS	36" RADIUS	42" RADIUS	48" RADIUS
1	1	2	2	3	4	4	4	5
1¼	2	3	3	3	5	5	6	6
1½	3	3	4	4	6	6	7	8
2	4	3	4	5	8	8	9	10
2½	—	7	6	8	12	12	14	16
3	—	9	10	11	13	16	18	21
3½	—	—	11	14	18	19	22	25
4	—	—	14	16	21	23	26	29
5	—	—	—	Standard Radius	29	34	37	44
6	—	—	—	—	Standard Radius	42	49	58

Numbers in table above represent weight in pounds of special-radius elbows we offer.

COUPLINGS

TRADE SIZE	OUTSIDE DIAMETER	UL MIN. LENGTH*	WEIGHT PER 100	WEIGHT PER CTN.	STD. CTN. QTY.
	in.	in.	lbs.	lbs.	
½	1.078	1⅝	6	6	100
¾	1.328	1 ⁴¹ / ₆₄	9	5	50
1	1.562	1 ³³ / ₃₂	13	4	30
1¼	1.953	2 ¹ / ₃₂	19	5	25
1½	2.219	2 ¹ / ₁₆	23	6	25
2	2.750	2 ¹ / ₈	35	7	20
2½	3.281	3 ³ / ₁₆	68	16	24
3	3.812	3 ³ / ₁₆	91	15	16
3½	4.438	3 ¹³ / ₃₂	108	13	12
4	5.000	3 ³³ / ₆₄	142	14	10
5	6.219	3 ⁶ / ₁₆	242	—	Bulk
6	7.312	4 ¹ / ₄	320	—	Bulk

Couplings manufactured to UL-6A specifications.
* Minimum dimension per UL-6A.

NIPPLES

LENGTH	CLOSE		1½"		2"		2½"		3"		3½"		
	TRADE SIZE	LENGTH* (IN.)	STD. CARTON QTY.	WEIGHT PER 100 (LBS.)	STD. CARTON QTY.	WEIGHT PER 100 (LBS.)	STD. CARTON QTY.	WEIGHT PER 100 (LBS.)	STD. CARTON QTY.	WEIGHT PER 100 (LBS.)	STD. CARTON QTY.	WEIGHT PER 100 (LBS.)	
½	1½	25	2	25	3	25	4	25	5	25	7	25	8
¾	1¾	25	3	25	3	25	5	25	7	25	8	25	10
1	1½	25	4	—	—	25	7	25	8	25	12	25	14
1¼	1¾	25	7	—	—	25	10	25	13	25	16	25	20
1½	1¾	25	10	—	—	25	12	25	16	25	20	25	24
2	2	25	16	—	—	—	—	25	22	25	27	25	32
2½	2½	12	22	—	—	—	—	—	—	10	30	10	39
3	2¾	12	24	—	—	—	—	—	—	10	42	10	53
3½	2¾	12	42	—	—	—	—	—	—	—	—	—	—
4	2¾	12	51	—	—	—	—	—	—	—	—	—	—
5	3	Bulk	71	—	—	—	—	—	—	—	—	—	—
6	3½	Bulk	105	—	—	—	—	—	—	—	—	—	—

LENGTH	4"		5"		6"		8"		10"		12"	
	TRADE SIZE	STD. CARTON QTY.	WEIGHT PER 100 (LBS.)	STD. CARTON QTY.	WEIGHT PER 100 (LBS.)	STD. CARTON QTY.	WEIGHT PER 100 (LBS.)	STD. CARTON QTY.	WEIGHT PER 100 (LBS.)	STD. CARTON QTY.	WEIGHT PER 100 (LBS.)	STD. CARTON QTY.
½	25	9	25	12	25	14	25	19	25	24	25	29
¾	25	12	25	15	25	18	25	25	25	31	25	38
1	25	16	25	21	25	26	25	36	25	45	25	55
1¼	25	23	25	29	25	36	12	49	12	62	12	75
1½	25	28	25	36	25	44	12	59	12	74	12	90
2	25	38	25	48	25	58	12	78	12	100	12	120
2½	10	47	12	64	12	80	5	114	5	148	5	180
3	10	64	10	86	10	108	5	152	5	196	5	240
3½	10	75	10	101	5	128	5	180	5	234	5	286
4	10	87	10	118	5	149	5	212	5	274	5	336
5	—	—	Bulk	155	Bulk	197	Bulk	281	Bulk	366	Bulk	450
6	—	—	Bulk	208	Bulk	263	Bulk	372	Bulk	481	Bulk	591

* Length reference is for close nipples only.
All dimensions provided are for descriptive purposes only.



Tested and Certified for Safety
Our rigid aluminum elbows, couplings and nipples comply with the following standard: CSA C22.2 No. 45.2, to which they are Certified.



Tested and Listed for Safety
Our rigid aluminum elbows, couplings and nipples comply with the following standards: ANSI C80.5 and UL-6A, to which they are Listed.



1 Council Avenue
P.O. Box 608
Wheatland, PA 16161
800.257.8182
info@wheatland.com
wheatland.com



Corporate Office
227 West Monroe Street
Suite 2600
Chicago, IL 60606
312.275.1600
info@zekelman.com
zekelman.com

About Wheatland Tube Electrical Conduit and Fittings

Wheatland Tube produces a broad spectrum of steel electrical conduit, including intermediate metal conduit (IMC), electrical metallic tubing (EMT) and hot-dip galvanized steel rigid metal conduit (RMC). We also supply a full line of steel and aluminum elbows and nipples, steel couplings, and rigid aluminum conduit and couplings. Additionally, we now offer a line of time-saving electrical products, including SpeedCouple, a pre-installed swivel coupling; SmartSet™ EMT with integral set screw coupling; and SmartCompression™ EMT with pre-installed compression coupling.

For more information, contact Wheatland Tube at:

800.257.8182 or **info@wheatland.com**

Or, visit our website at wheatland.com

Follow us on:



twitter.com/WheatlandTube



linkedin.com/company/zekelman-industries



youtube.com/ZekelmanIndustries



wheatland.com/blog